

CERN-PH-EP-2014-109
21 May 2014

Measurement of the charged-pion polarisability

The COMPASS Collaboration

Abstract

The COMPASS collaboration at CERN has investigated pion Compton scattering, $\pi^- \gamma \rightarrow \pi^- \gamma$, at centre-of-mass energy below 3.5 pion masses. The process is embedded in the reaction $\pi^- \text{Ni} \rightarrow \pi^- \gamma \text{Ni}$, which is initiated by 190 GeV pions impinging on a nickel target. The exchange of quasi-real photons is selected by isolating the sharp Coulomb peak observed at smallest momentum transfers, $Q^2 < 0.0015 \text{ (GeV}/c)^2$. From a sample of 63 000 events, the electric pion polarisability is determined to be $\alpha_\pi = (2.0 \pm 0.6_{\text{stat}} \pm 0.7_{\text{syst}}) \times 10^{-4} \text{ fm}^3$ under the assumption $\alpha_\pi = -\beta_\pi$ that relates the electric and magnetic dipole polarisabilities. This result is in tension with previous dedicated measurements, while it is found in agreement with the expectation from chiral perturbation theory. An additional measurement replacing pions by muons, for which the cross-section behavior is unambiguously known, was performed for an independent estimate of the systematic uncertainty.

(to be submitted to Physical Review Letters)

The COMPASS Collaboration

C. Adolph⁸, R. Akhunzyanov⁷, M.G. Alexeev²⁷, G.D. Alexeev⁷, A. Amoroso^{27,29}, V. Andrieux²², V. Anosov⁷, A. Austregesilo^{10,17}, B. Badełek³¹, F. Balestra^{27,29}, J. Barth⁴, G. Baum¹, R. Beck³, Y. Bedfer²², A. Berlin², J. Bernhard¹³, K. Bicker^{10,17}, J. Bieling⁴, R. Birsa²⁵, J. Bisplinghoff³, M. Bodlak¹⁹, M. Boer²², P. Bordalo^{12,a}, F. Bradamante^{24,25}, C. Braun⁸, A. Bressan^{24,25}, M. Büchele⁹, E. Burtin²², L. Capozza²², M. Chiosso^{27,29}, S.U. Chung^{17,b}, A. Cicuttin^{26,25}, M. Colantoni²⁹, M.L. Crespo^{26,25}, Q. Curiel²², S. Dalla Torre²⁵, S.S. Dasgupta⁶, S. Dasgupta²⁵, O.Yu. Denisov²⁹, A.M. Dinkelbach¹⁷, S.V. Donskov²¹, N. Doshita³³, V. Duic²⁴, W. Dünneweber¹⁶, M. Dziewiecki³², A. Efremov⁷, C. Elia^{24,25}, P.D. Eversheim³, W. Eyrich⁸, M. Faessler¹⁶, A. Ferrero²², A. Filin²¹, M. Finger¹⁹, M. Finger jr.¹⁹, H. Fischer⁹, C. Franco¹², N. du Fresne von Hohenesche^{13,10}, J.M. Friedrich¹⁷, V. Frolov¹⁰, F. Gautheron², O.P. Gavrichtchouk⁷, S. Gerassimov^{15,17}, R. Geyer¹⁶, I. Gnesi^{27,29}, B. Gobbo²⁵, S. Goertz⁴, M. Gorzellik⁹, S. Grabmüller¹⁷, A. Grasso^{27,29}, B. Grube¹⁷, T. Grussenmeyer⁹, A. Guskov⁷, T. Guthörl^{9,c}, F. Haas¹⁷, D. von Harrach¹³, D. Hahne⁴, R. Hashimoto³³, F.H. Heinsius⁹, F. Herrmann⁹, F. Hinterberger³, Ch. Höppner¹⁷, N. Horikawa^{18,d}, N. d'Hose²², S. Huber¹⁷, S. Ishimoto^{33,e}, A. Ivanov⁷, Yu. Ivanshin⁷, T. Iwata³³, R. Jahn³, V. Jary²⁰, P. Jasinski¹³, P. Jörg⁹, R. Joosten³, E. Kabuß¹³, B. Ketzer^{17,f}, G.V. Khaustov²¹, Yu.A. Khokhlov^{21,g}, Yu. Kisselev⁷, F. Klein⁴, K. Klimaszewski³⁰, J.H. Koivuniemi², V.N. Kolosov²¹, K. Kondo³³, K. Königsmann⁹, I. Konorov^{15,17}, V.F. Konstantinov²¹, A.M. Kotzinian^{27,29}, O. Kouznetsov⁷, M. Krämer¹⁷, Z.V. Kroumchtein⁷, N. Kuchinski⁷, R. Kuhn¹⁷, F. Kunne²², K. Kurek³⁰, R.P. Kurjata³², A.A. Lednev²¹, A. Lehmann⁸, M. Levillain²², S. Levorato²⁵, J. Lichtenstadt²³, A. Maggiora²⁹, A. Magnon²², N. Makke^{24,25}, G.K. Mallot¹⁰, C. Marchand²², A. Martin^{24,25}, J. Marzec³², J. Matousek¹⁹, H. Matsuda³³, T. Matsuda¹⁴, G. Meshcheryakov⁷, W. Meyer², T. Michigami³³, Yu.V. Mikhailov²¹, Y. Miyachi³³, M.A. Moinester²³, A. Nagaytsev⁷, T. Nagel¹⁷, F. Nerling¹³, S. Neubert¹⁷, D. Neyret²², V.I. Nikolaenko²¹, J. Novy²⁰, W.-D. Nowak⁹, A.S. Nunes¹², A.G. Olshevsky⁷, I. Orlov⁷, M. Ostrick¹³, R. Panknin⁴, D. Panzieri^{28,29}, B. Parsamyan^{27,29}, S. Paul¹⁷, D. Peshekhonov⁷, S. Platchkov²², J. Pochodzalla¹³, V.A. Polyakov²¹, J. Pretz^{4,h}, M. Quaresma¹², C. Quintans¹², S. Ramos^{12,a}, C. Regali⁹, G. Reicherz², E. Rocco¹⁰, N.S. Rossiyskaya⁷, D.I. Ryabchikov²¹, A. Rychter³², V.D. Samoylenko²¹, A. Sandacz³⁰, S. Sarkar⁶, I.A. Savin⁷, G. Sbrizzai^{24,25}, P. Schiavon^{24,25}, C. Schill⁹, T. Schlüter¹⁶, K. Schmidt^{9,c}, H. Schmieden⁴, K. Schönning¹⁰, S. Schopferer⁹, M. Schott¹⁰, O.Yu. Shevchenko^{7,*}, L. Silva¹², L. Sinha⁶, S. Sirtl⁹, M. Slunecka⁷, S. Sosio^{27,29}, F. Sozzi²⁵, A. Srnka⁵, L. Steiger²⁵, M. Stolarski¹², M. Sulc¹¹, R. Sulej³⁰, H. Suzuki^{33,d}, A. Szabelski³⁰, T. Szameitat^{9,c}, P. Sznajder³⁰, S. Takekawa^{27,29}, J. ter Wolbeek^{9,c}, S. Tessaro²⁵, F. Tessarotto²⁵, F. Thibaud²², S. Uhl¹⁷, I. Uman¹⁶, M. Virius²⁰, L. Wang², T. Weisrock¹³, M. Wilfert¹³, R. Windmolders⁴, H. Wollny²², K. Zaremba³², M. Zavertyaev¹⁵, E. Zemlyanichkina⁷ and M. Ziembicki³², A. Zink⁸

¹ Universität Bielefeld, Fakultät für Physik, 33501 Bielefeld, Germanyⁱ

² Universität Bochum, Institut für Experimentalphysik, 44780 Bochum, Germany^{iP}

³ Universität Bonn, Helmholtz-Institut für Strahlen- und Kernphysik, 53115 Bonn, Germanyⁱ

⁴ Universität Bonn, Physikalisches Institut, 53115 Bonn, Germanyⁱ

⁵ Institute of Scientific Instruments, AS CR, 61264 Brno, Czech Republic^j

⁶ Matrivani Institute of Experimental Research & Education, Calcutta-700 030, India^k

⁷ Joint Institute for Nuclear Research, 141980 Dubna, Moscow region, Russia^l

⁸ Universität Erlangen–Nürnberg, Physikalisches Institut, 91054 Erlangen, Germanyⁱ

⁹ Universität Freiburg, Physikalisches Institut, 79104 Freiburg, Germany^{iP}

¹⁰ CERN, 1211 Geneva 23, Switzerland

¹¹ Technical University in Liberec, 46117 Liberec, Czech Republic^j

¹² LIP, 1000-149 Lisbon, Portugal^m

¹³ Universität Mainz, Institut für Kernphysik, 55099 Mainz, Germanyⁱ

¹⁴ University of Miyazaki, Miyazaki 889-2192, Japanⁿ

- ¹⁵ Lebedev Physical Institute, 119991 Moscow, Russia
- ¹⁶ Ludwig-Maximilians-Universität München, Department für Physik, 80799 Munich, Germany^{io}
- ¹⁷ Technische Universität München, Physik Department, 85748 Garching, Germany^{io}
- ¹⁸ Nagoya University, 464 Nagoya, Japanⁿ
- ¹⁹ Charles University in Prague, Faculty of Mathematics and Physics, 18000 Prague, Czech Republic^j
- ²⁰ Czech Technical University in Prague, 16636 Prague, Czech Republic^j
- ²¹ State Scientific Center Institute for High Energy Physics of National Research Center ‘Kurchatov Institute’, 142281 Protvino, Russia
- ²² CEA IRFU/SPhN Saclay, 91191 Gif-sur-Yvette, France^p
- ²³ Tel Aviv University, School of Physics and Astronomy, 69978 Tel Aviv, Israel^q
- ²⁴ University of Trieste, Department of Physics, 34127 Trieste, Italy
- ²⁵ Trieste Section of INFN, 34127 Trieste, Italy
- ²⁶ Abdus Salam ICTP, 34151 Trieste, Italy
- ²⁷ University of Turin, Department of Physics, 10125 Turin, Italy
- ²⁸ University of Eastern Piedmont, 15100 Alessandria, Italy
- ²⁹ Torino Section of INFN, 10125 Turin, Italy
- ³⁰ National Centre for Nuclear Research, 00-681 Warsaw, Poland^r
- ³¹ University of Warsaw, Faculty of Physics, 00-681 Warsaw, Poland^r
- ³² Warsaw University of Technology, Institute of Radioelectronics, 00-665 Warsaw, Poland^r
- ³³ Yamagata University, Yamagata, 992-8510 Japanⁿ
- ^a Also at Instituto Superior Técnico, Universidade de Lisboa, Lisbon, Portugal
- ^b Also at Department of Physics, Pusan National University, Busan 609-735, Republic of Korea and at Physics Department, Brookhaven National Laboratory, Upton, NY 11973, U.S.A.
- ^c Supported by the DFG Research Training Group Programme 1102 “Physics at Hadron Accelerators”
- ^d Also at Chubu University, Kasugai, Aichi, 487-8501 Japanⁿ
- ^e Also at KEK, 1-1 Oho, Tsukuba, Ibaraki, 305-0801 Japan
- ^f Present address: Universität Bonn, Helmholtz-Institut für Strahlen- und Kernphysik, 53115 Bonn, Germany
- ^g Also at Moscow Institute of Physics and Technology, Moscow Region, 141700, Russia
- ^h present address: RWTH Aachen University, III. Physikalisches Institut, 52056 Aachen, Germany
- ⁱ Supported by the German Bundesministerium für Bildung und Forschung
- ^j Supported by Czech Republic MEYS Grants ME492 and LA242
- ^k Supported by SAIL (CSR), Govt. of India
- ^l Supported by CERN-RFBR Grants 08-02-91009 and 12-02-91500
- ^m Supported by the Portuguese FCT - Fundação para a Ciência e Tecnologia, COMPETE and QREN, Grants CERN/FP/109323/2009, CERN/FP/116376/2010 and CERN/FP/123600/2011
- ⁿ Supported by the MEXT and the JSPS under the Grants No.18002006, No.20540299 and No.18540281; Daiko Foundation and Yamada Foundation
- ^o Supported by the DFG cluster of excellence ‘Origin and Structure of the Universe’ (www.universe-cluster.de)
- ^p Supported by EU FP7 (HadronPhysics3, Grant Agreement number 283286)
- ^q Supported by the Israel Science Foundation, founded by the Israel Academy of Sciences and Humanities
- ^r Supported by the Polish NCN Grant DEC-2011/01/M/ST2/02350
- * Deceased

The electric and magnetic polarisabilities of an extended object describe its rigidity against deformation by external electric and magnetic fields, respectively. For a strongly interacting particle, the polarisabilities are of special interest as they are related to the inner forces determining the substructure and thus provide valuable information about quantum chromodynamics (QCD) at low energy. For the proton, the polarisability is measured directly via Compton scattering on a hydrogen target. In contrast, for charged pions the experimental situation is more difficult since they are not available as fixed target. Although different techniques exist, all previous measurements are affected by large experimental and theoretical uncertainties, see *e.g.* Refs. [1–3]. Groundbreaking work at Serpukhov [1] employed the same Primakoff technique [4] as used in this Letter, however low statistics made it difficult at that time to evaluate the systematic uncertainty.

The electric and magnetic dipole polarisabilities α_π and β_π appear at the level of the pion Compton cross section $\sigma_{\pi\gamma}$ for the reaction $\pi^-\gamma \rightarrow \pi^-\gamma$ in the correction to the Born cross section for the point-like particle at linear order [5, 6] as

$$\frac{d\sigma_{\pi\gamma}}{d\Omega} = \left(\frac{d\sigma_{\pi\gamma}}{d\Omega} \right)_{Born} - \frac{\alpha m_\pi^3 (s - m_\pi^2)^2}{4s (s z_+ + m_\pi^2 z_-)} \left(z_-^2 (\alpha_\pi - \beta_\pi) + \frac{s^2}{m_\pi^4} z_+^2 (\alpha_\pi + \beta_\pi) \right). \quad (1)$$

Here $\alpha \approx 1/137.04$ is the fine structure constant, $z_\pm = 1 \pm \cos\theta_{cm}$ with θ_{cm} being the $\pi\gamma$ scattering angle, s is the squared total energy in the center-of-mass reference frame, and m_π is the rest mass of the charged pion.

For hadronic interactions at low energy, QCD can be formulated in terms of an effective field theory that results from the systematic treatment of chiral symmetry and its breaking pattern, which is called chiral perturbation theory (ChPT). In this approach, the pions (π^+ , π^0 , π^-) are identified with the Goldstone bosons associated with spontaneous chiral symmetry breaking. Properties and interactions of pions hence provide the most rigorous test whether ChPT is the correct low-energy representation of QCD. The predictions for the dynamics of low-energy $\pi\pi$ scattering were confirmed in various experiments, see *e.g.* Ref. [7]. However, in the case of $\pi\gamma$ scattering the ‘‘Serpukhov value’’ $\alpha_\pi = (6.8 \pm 1.8) \times 10^{-4} \text{ fm}^3$ [1] for the pion polarisability deviates from the ChPT prediction $\alpha_\pi = (2.9 \pm 0.5) \times 10^{-4} \text{ fm}^3$ [8]. This observation, which was confirmed in radiative pion photoproduction at MAMI [2], remained unexplained for more than two decades.

In pion-nucleus reactions, photon exchange becomes important at very low momentum transfer and competes with strong interaction processes. The π -nucleus cross section can be connected to the $\pi\gamma$ cross section using the equivalent-photon approximation (EPA) [9]:

$$\frac{d\sigma_{(A,Z)}^{EPA}}{ds dQ^2 d\Phi_n} = \frac{Z^2 \alpha}{\pi (s - m_\pi^2)} F^2(Q^2) \frac{Q^2 - Q_{\min}^2}{Q^4} \frac{d\sigma_{\pi\gamma \rightarrow X}}{d\Phi_n}. \quad (2)$$

Here, the cross section for the process $\pi^-(A, Z) \rightarrow X^-(A, Z)$ is factorized into the quasi-real photon density provided by the nucleus of charge Z , and $\sigma_{\pi\gamma \rightarrow X}$ denotes the cross section for the embedded $\pi^-\gamma \rightarrow X^-$ reaction of a pion and a real photon. The function $F(Q^2)$ is the electromagnetic form factor of the nucleus and $d\Phi_n$ is the n -particle phase-space element of the final-state system X^- . The minimum value of the negative 4-momentum transfer squared, $Q^2 = -(p_{beam}^\mu - p_X^\mu)^2$, is $Q_{\min}^2 = (s - m_\pi^2)^2 / (4E_{beam}^2)$ for a given final-state mass $m_X = \sqrt{s}$. In the analysis presented in this Letter, the observed final state is $\pi^-\gamma$, and the investigated cross section $\sigma_{\pi\gamma \rightarrow X}$ is $\sigma_{\pi\gamma}$ as introduced along with Eq. (1) with $s = (p_\pi^\mu + p_\gamma^\mu)^2$ being determined by the 4-vectors of the two outgoing particles. The same experimental technique has been employed previously at COMPASS for the $\pi^-\pi^-\pi^+$ final state [7].

The COMPASS experiment [10] is situated at the M2 beam line of the CERN Super Proton Synchrotron. For this measurement, negative muons or hadrons of 190 GeV/c were used, which were impinging on a

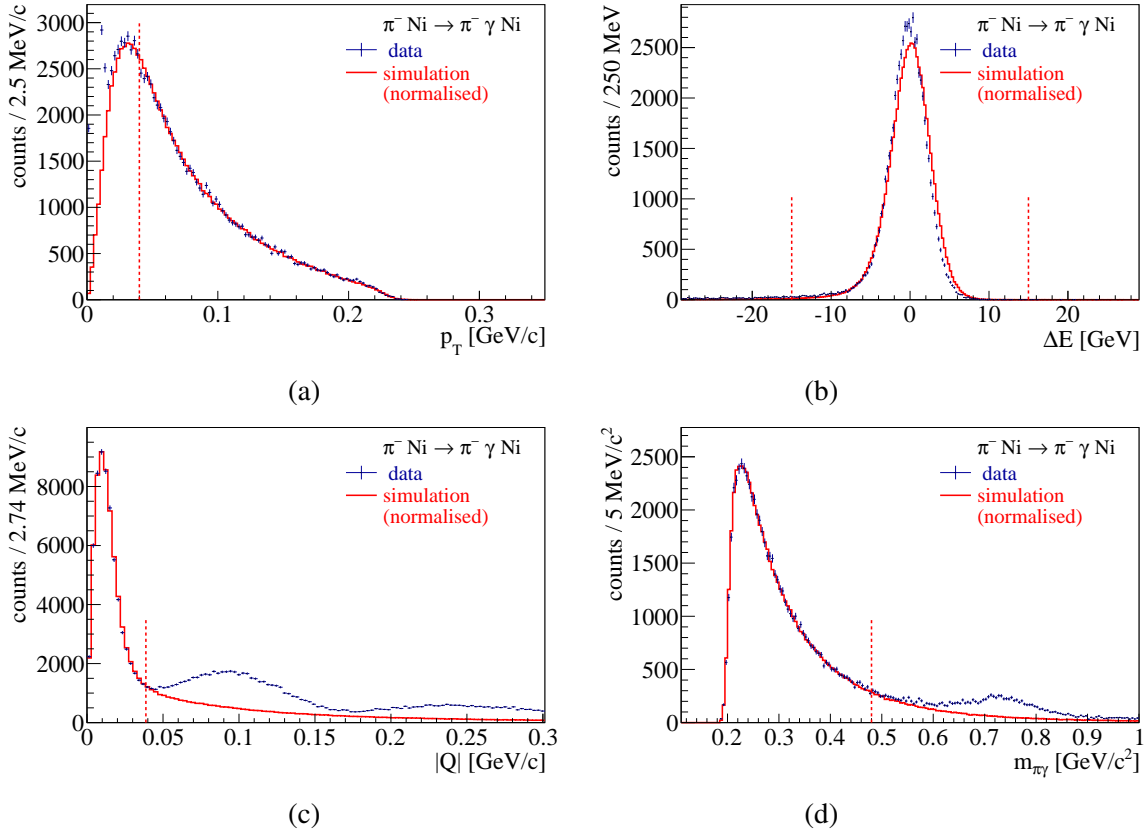


Fig. 1: Comparison of the measured (black points with error bars) and simulated (red histograms) kinematic distributions for measurements with pion beam: (a) transverse momentum p_T of the scattered pion; (b) energy balance ΔE ; (c) $|Q|$ distribution, featuring for the real data at higher values the contribution from strong interaction, which is not contained in the simulation; (d) invariant mass of the $\pi\gamma$ system. Kinematic cuts are indicated by vertical dashed lines.

4 mm thick nickel target. The hadronic components of the hadron beam at the target position are 96.8% π^- , 2.4% K^- and 0.8% \bar{p} . The hadron beam also contains about 1% of muons and a small amount of electrons. The pions are identified with a Cherenkov counter located in the beam line at the entrance to the experimental area. The large-acceptance high-precision spectrometer is well suited for investigations of high-energy reactions at low to intermediate momentum transfer to the target nucleus. Outgoing charged particles are detected by the tracking system and their momenta are determined using two large aperture magnets. Tracks crossing more than 15 radiation lengths equivalent thickness of material are treated as muons. The small-angle electromagnetic calorimeter ECAL2 detects photons up to scattering angles of about 40 mrad.

The data presented in this Letter were recorded in the year 2009 using alternatively either hadron or muon beams. The trigger logic selects events with an energy deposit of more than 70 GeV in the central part of ECAL2 in coincidence with an incoming beam particle. In the data analysis, exactly one scattered, negatively charged particle, which is assumed to be a pion, is required to form with the incoming pion a vertex that is consistent with an interaction in the target volume. Exactly one cluster in ECAL2 with an energy above 2 GeV, which is not attributed to a produced charged particle, is required and taken as the produced photon. In order to avoid the kinematic region that is dominated by multiple scattering of the outgoing pion in the target material, only events with $p_T > 40$ MeV/c are accepted, as shown in Fig. 1(a). This cut also removes contributions of the reaction $e^- \text{Ni} \rightarrow e^- \gamma \text{Ni}$. Neglecting the tiny recoil of the target nucleus at low Q^2 , the sum of the scattered pion energy E_π and the photon energy

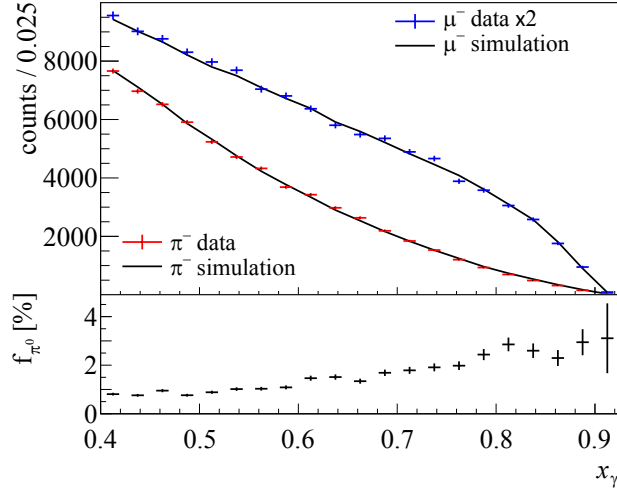


Fig. 2: The measured and simulated x_γ distributions for pion (lower curve) and muon (upper curve) beam. The statistical uncertainty of the real data points is indicated by vertical error bars, while the width of the symbols is set arbitrarily to one third of the bin width. The lines connect the simulation results for the same bin centers. The bottom panel shows the π^0 background fraction f_{π^0} that was subtracted from the pion data.

E_γ equals the beam energy for the exclusive reaction $\pi^- \text{Ni} \rightarrow \pi^- \gamma \text{Ni}$. The distribution of events as a function of the energy balance $\Delta E = E_\pi + E_\gamma - E_{\text{beam}}$ is presented in Fig. 1(b). As the calorimetric energy resolution is approximately constant over the range of interest and about 3 GeV, the energy balance is required to be $|\Delta E| < 15$ GeV. After this selection, we assume the reaction $\pi^- \text{Ni} \rightarrow \pi^- \gamma \text{Ni}$ and imposing energy conservation, we rescale the photon momentum vector such that $E_\gamma = E_{\text{beam}} - E_\pi$, as the photon energy is the least known quantity. The distribution of events as a function of $|Q| = \sqrt{Q^2}$ is given in Fig. 1(c). Events corresponding to photon exchange are selected by requiring $Q^2 < 0.0015$ (GeV/c)². Background contributions from intermediate $\rho^-(770)$ production with decay into $\pi^- \pi^0$ are suppressed by restricting to the mass interval $m_{\pi\gamma} < 3.5m_\pi \approx 0.487$ GeV/c², as shown in Fig. 1(d). For this analysis, we choose the region $0.4 < x_\gamma < 0.9$, where $x_\gamma = E_\gamma / E_{\text{beam}}$ is the fraction of the beam energy taken by the photon in the laboratory system. This region is characterised by constant trigger efficiency and effective identification of muons. The number of $\pi\gamma$ events in this region is 63 000.

The pion polarisability manifests itself by a modification of the differential Compton cross section at high photon energies that correspond to large forces exerted to the pion. For retrieving the pion polarisability from the shape of the measured cross section, the analysis technique as described in Ref. [1] is adopted. This includes the assumption that α_π is approximately equal in magnitude to the magnetic polarisability β_π , but with opposite sign. In this analysis we use $\alpha_\pi = -\beta_\pi$. The polarisability is determined from the x_γ dependence of the ratio

$$R_\pi = \left(\frac{d\sigma_{\pi\gamma}}{dx_\gamma} \right) / \left(\frac{d\sigma_{\pi\gamma}^0}{dx_\gamma} \right) = 1 - \frac{3}{2} \cdot \frac{m_\pi^3}{\alpha} \cdot \frac{x_\gamma^2}{1-x_\gamma} \alpha_\pi, \quad (3)$$

where $\sigma_{\pi\gamma} = N/L$ refers to the measured cross section, $d\sigma_{\pi\gamma}^0$ to the simulated cross section expected for $\alpha_\pi = 0$, N is the number of events, and L is the integrated luminosity. The event distribution in the variable x_γ is shown in Fig. 2 together with the simulated data that were generated with $\alpha_\pi = 0$ and scaled such that the integral is the same as for the real data, disregarding at this point the small effect of the pion polarisability. The requirement $\Delta E < 15$ GeV and the observation of exactly one photon in ECAL2 do not completely eliminate the background from π^0 mesons produced in electromagnetic and strong interactions, $\pi^- \text{Ni} \rightarrow \pi^- \pi^0 \text{Ni}$. The probability to misidentify $\pi^0 \rightarrow \gamma\gamma$ decay as a single- γ

Table 1: Estimated systematic uncertainties at 68 % confidence level.

Source of uncertainty	Estimated magnitude [10^{-4} fm^3]
Determination of tracking detector efficiency	0.5
Treatment of radiative corrections	0.3
Subtraction of π^0 background	0.2
Strong interaction background	0.2
Pion-electron elastic scattering	0.2
Contribution of muons in the beam	0.05
Quadratic sum	0.7

production due to missing or overlapping photons is estimated from a sample of beam kaon decays, $K^- \rightarrow \pi^- \pi^0$. The fraction f_{π^0} of background caused by π^0 events is presented in the bottom panel of Fig. 2 as a function of x_γ . The simulated cross section $d\sigma_{\pi\gamma}^0/dx_\gamma$ contains besides the Born term the following corrections: i) radiative corrections [11]; ii) chiral loop corrections [12]; iii) corrections for the electromagnetic form factor of the nickel nucleus, which is approximated by the equivalent sharp-radius formula $F(Q^2) = j_1(rq)$ with $r = 3.77 \text{ fm}$, where q is the modulus of the 3-momentum transfer to the nucleus. These corrections influence the x_γ spectrum such that the extracted polarisability is increased by $0.6 \times 10^{-4} \text{ fm}^3$ after they are applied. The ratio of the measured differential cross section $d\sigma_{\pi\gamma}/dx_\gamma$ to the expected cross section for a point-like spin-0 particle taken from the simulation is shown in the top panel of Fig. 3. The fit of the ratio R_π by Eq. (3) in the range $0.4 < x_\gamma < 0.9$, using the integrated luminosity L as additional free parameter, yields the pion polarisability: $\alpha_\pi = (2.0 \pm 0.6_{\text{stat}}) \times 10^{-4} \text{ fm}^3$.

The systematic uncertainty of the measurement, as summarized in Table 1, accounts for: i) uncertainty of the determination of the tracking detector efficiency for the simulation; ii) uncertainty related to the neglect of Coulomb corrections [13] and of corrections for nuclear charge screening by atomic electrons and for multiple-photon exchange [14]; iii) statistical uncertainty of the π^0 background subtraction; iv) effect of the uncertainty on the estimate of strong interaction background; v) contribution from the elastic pion-electron scattering process; vi) contribution from the $\mu^- \text{ Ni} \rightarrow \mu^- \gamma \text{ Ni}$ reaction, where the scattered muon was misidentified as pion. The total systematic uncertainty is obtained by adding these six contributions in quadrature. The final result on the pion polarisability is:

$$\alpha_\pi = (2.0 \pm 0.6_{\text{stat}} \pm 0.7_{\text{syst}}) \times 10^{-4} \text{ fm}^3. \quad (4)$$

A measurement with the pion beam replaced by a muon beam of the same momentum was performed in order to validate the result obtained for the pion cross section $d\sigma_{\pi\gamma}/dx_\gamma$. The same selection criteria as used for the pion sample are applied adapting the cut $m_{\mu\gamma} < 3.5m_\mu$. The simulation for the muon measurement contains the corresponding radiative [15] and form factor corrections. Taking into account the different behavior of the cross section for a point-like spin- $\frac{1}{2}$ particle, no deviation from the QED prediction is expected for the muon. Using the measurement with the muon beam, the ‘‘false polarisability’’ is determined from the x_γ dependence of the ratio R_μ , that is defined analogously to Eq. (3). It is found to be compatible with zero within statistical uncertainties, $(0.5 \pm 0.5_{\text{stat}}) \times 10^{-4} \text{ fm}^3$, as shown in the bottom panel of Fig. 3.

In conclusion, we have determined the pion polarisability from pion Compton scattering embedded in the $\pi^- \text{ Ni} \rightarrow \pi^- \gamma \text{ Ni}$ process at small momentum transfer, $Q^2 < 0.0015 \text{ GeV}^2/c^2$. We find the size of the pion polarisability at significant variance with previous experiments and compatible with the expectation from ChPT. The measurement using a muon beam has revealed no systematic bias of our method.

We gratefully acknowledge the support of the CERN management and staff as well as the skills and

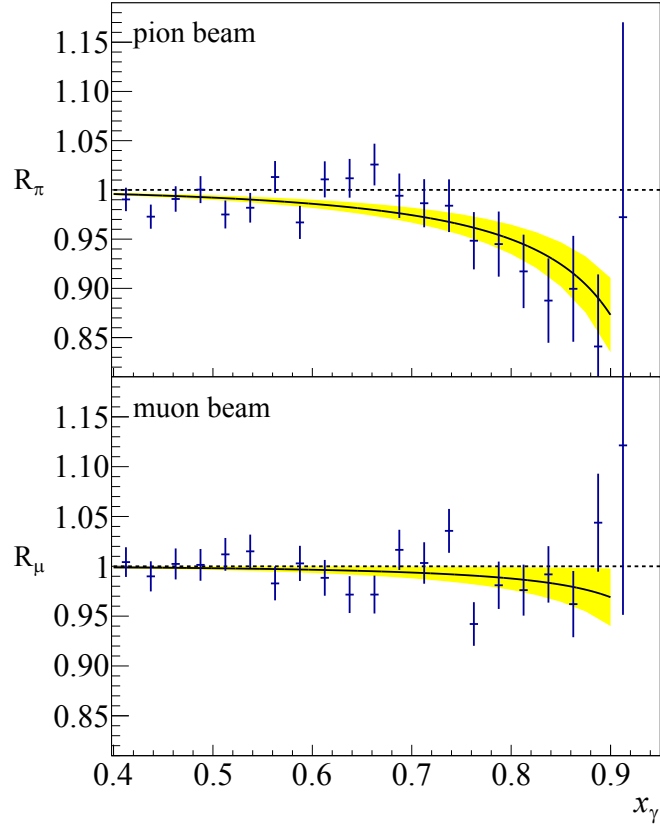


Fig. 3: The x_γ dependence of the ratio of the measured differential cross section $d\sigma/dx_\gamma$ over the expected cross section for point-like particles. Top (bottom) panel: measurement with pion (muon) beam. The respective ratios contain the corrections described in the text. The bands denote the respective statistical uncertainties of the fit results shown by the solid lines. Error bars denote statistical uncertainties. The quality of the fits can be characterized by the values $\chi_\pi^2/NDF = 22.0/18$ and $\chi_\mu^2/NDF = 19.6/18$, respectively.

efforts of the technicians of the collaborating institutions.

References

- [1] Y. Antipov, Phys. Lett. **B121**, 445 (1983).
- [2] J. Ahrens *et al.* (MAMI A2), Eur. Phys. J. **A23**, 113 (2004), arXiv:0407011 [nucl-ex].
- [3] J. Boyer *et al.* (Mark-II Coll), PRD **42**, 1350 (1990).
- [4] H. Primakoff, Phys. Rev. **81**, 899 (1951).
- [5] V. A. Petrunin, Nucl. Phys. **55**, 197 (1964).
- [6] D. Drechsel, L. V. Filkov, Z. Phys. **A349**, 177 (1994).
- [7] C. Adolph *et al.* (COMPASS Collaboration), Phys. Rev. Lett. **108**, 192001 (2012), arXiv:1111.5954 [hep-ph].
- [8] J. Gasser, M. A. Ivanov and M. E. Sainio, Nucl. Phys. **B745**, 84 (2006), arXiv:0602234 [hep-ph].
- [9] I. Y. Pomeranchuk and I. M. Shmushkevich, Nucl. Phys. **23**, 452 (1961).

- [10] P. Abbon *et al.* (COMPASS Collaboration), Nucl. Instrum. Meth. **A577**, 455 (2007), arXiv:0703049 [hep-ex].
- [11] N. Kaiser and J. M. Friedrich, Nucl. Phys. **A812**, 186 (2008).
- [12] N. Kaiser and J. M. Friedrich, Eur. Phys. J. **A36**, 181 (2008).
- [13] G. Fäldt, Phys. Rev. C **82**, 037603 (2010).
- [14] Yu.M. Andreev and E.V. Bugaev, Phys. Rev. **D55**, 1233 (1997).
- [15] N. Kaiser, Nucl. Phys. **A837**, 87 (2010), arXiv:1003.1139 [hep-ex];
Andrej B. Arbuzov, JHEP **0801** (2008) 031, arXiv:0710.3639 [hep-ph].